

Application for Admission to Practice

Southern District of Texas

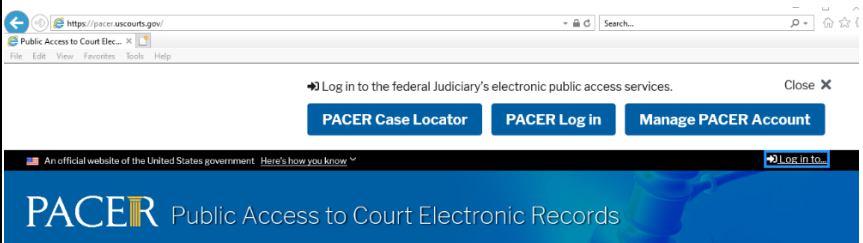
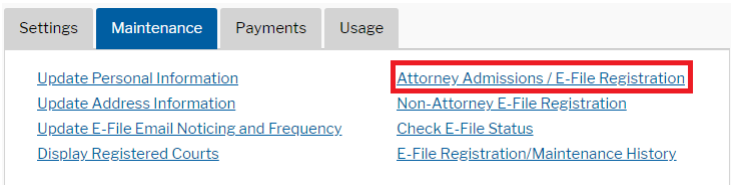
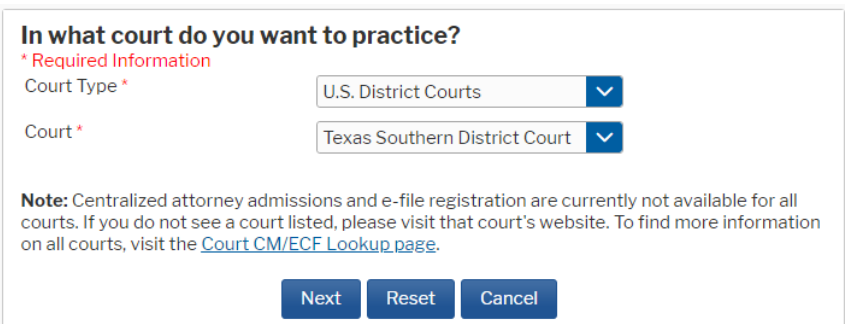
Requirements


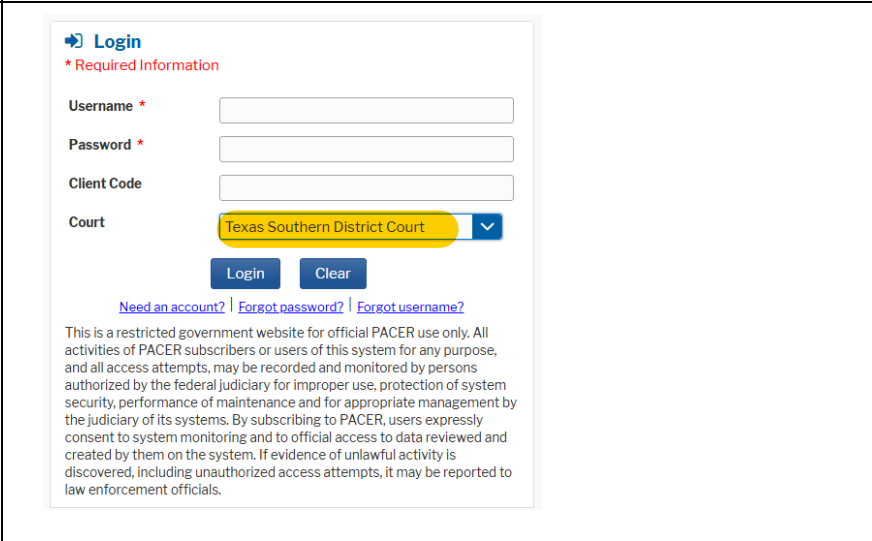
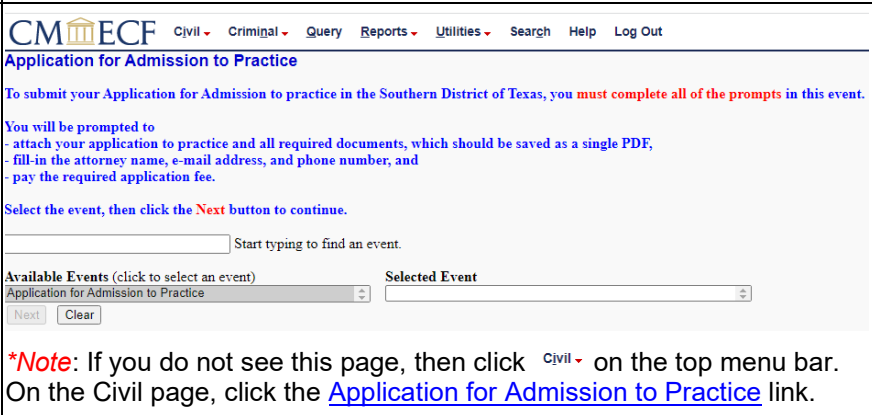
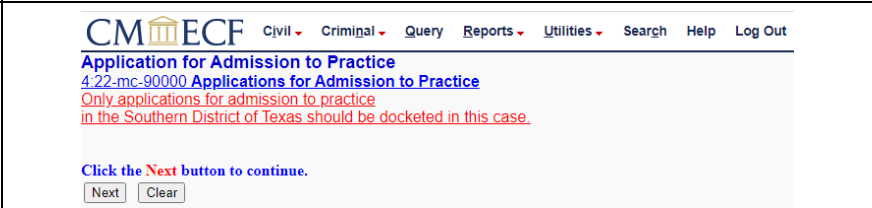
Requirements for admission are available on the [Attorney Admissions Requirements](#) page of the court's web site. Completed applications for admission to practice can be submitted and paid for electronically through the District CM/ECF application following the instructions below.


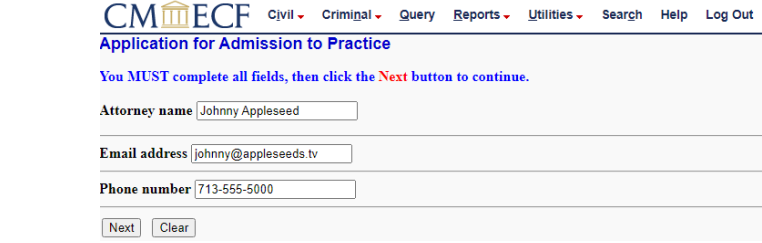
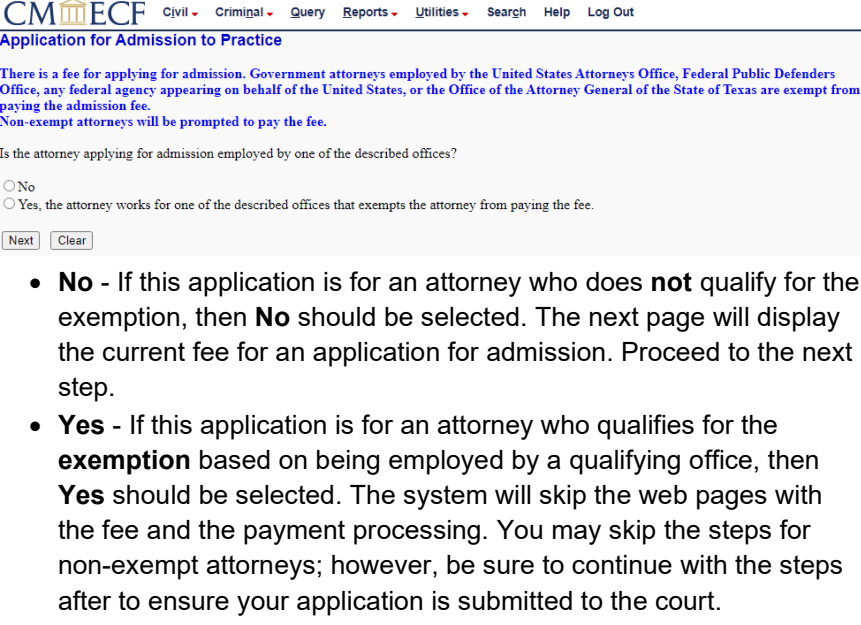
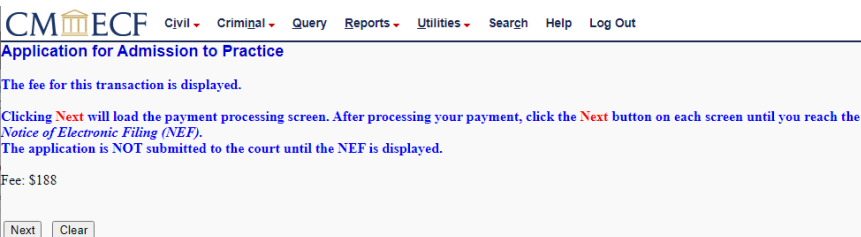
Note: This function is not available in the Bankruptcy ECF system. All attorney admissions records are maintained in the District ECF system. Even if you are applying for admission to the Bankruptcy Court, proceed with these instructions.

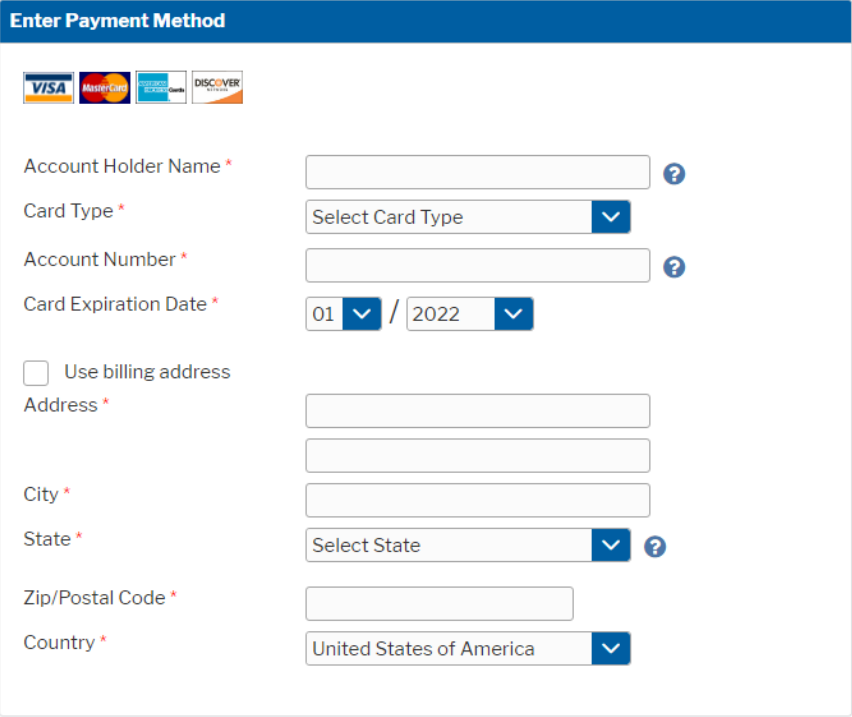
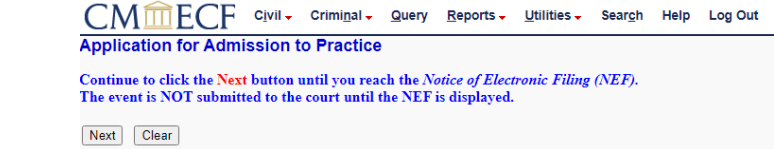
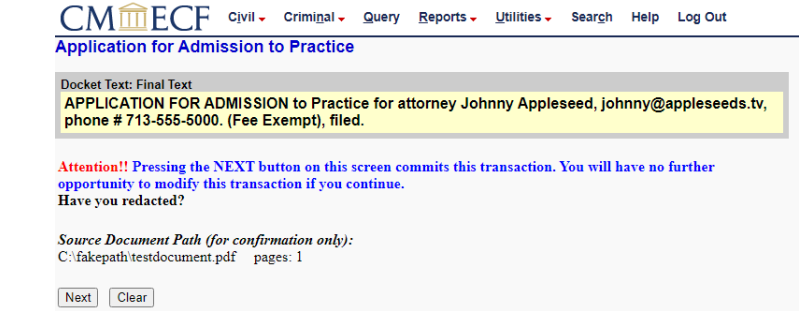
Submission of Application

Follow the steps below to submit to the court your application for admission to practice in the Southern District of Texas.

Steps	Screens
<p>Log into PACER using an account unique to you, the attorney applying for membership. DO NOT USE a shared, lawfirm PACER account for e-filing purposes. https://pacer.uscourts.gov</p> <p>If you do not have a PACER account for e-filing, register for one at that site. This account will serve as your Central Sign-On for filing in all federal courts that have migrated to NextGen.</p>	 <p>Use the Manage PACER Account login.</p>
<p>Under the Maintenance tab, select Attorney Admissions / E-File Registration</p>	
<p>Complete the registration process for the U.S. District Court for the Southern District of Texas</p> <p>(If you plan to practice before the Bankruptcy Court, you will be able to register for e-filing with that court separately, but admission records are maintained in the District Court system.)</p>	

Steps	Screens
<p>STOP! You must await an email with the subject “NextGen CM/ECF Registration Status” before proceeding to the next step.</p> <p>The email body should include these messages:</p>	<p>Comment: We have registered you to file an application for admission to practice or a motion pro hac vice. If you experience problems, please contact us. After your application is granted, please contact us at district_ecf_helpdesk@txs.uscourts.gov to enable your full filing privileges.</p> <p>NOTE: Please do not reply to this message. This is an automated message sent from an unmonitored mailbox. If you have questions or comments, please email them to houston_operation@txs.uscourts.gov.</p>
<p>After receiving the email, go to the PACER login at https://pacer.login.uscourts.gov</p>	
<p>Enter your PACER username and password, and select Texas Southern District Court.</p>	
<ol style="list-style-type: none"> Under Available Events*, click Application for Admission to Practice, causing it to appear in the Selected Event field. Click Next to continue. 	
<p>Click Next to continue.</p>	

Steps	Screens
<ol style="list-style-type: none"> For Main Document, browse to and select the PDF of your application. All related documents should be included with the application in one PDF file. Click Next to continue. 	
<ol style="list-style-type: none"> Complete all fields displayed with the relevant information. Click Next to continue. 	
<ol style="list-style-type: none"> Read the message describing attorneys who are exempt from paying the admission fee. Answer the question regarding whether the attorney applying for admission is employed by an office that qualifies the attorney for the exemption. Click Next to continue. 	 <ul style="list-style-type: none"> • No - If this application is for an attorney who does not qualify for the exemption, then No should be selected. The next page will display the current fee for an application for admission. Proceed to the next step. • Yes - If this application is for an attorney who qualifies for the exemption based on being employed by a qualifying office, then Yes should be selected. The system will skip the web pages with the fee and the payment processing. You may skip the steps for non-exempt attorneys; however, be sure to continue with the steps after to ensure your application is submitted to the court.
Non-exempt attorneys, click Next to load the payment processing page - <i>pay.gov</i> .	

Steps	Screens
<p>Non-exempt attorneys complete the admissions fee payment through PACER.</p> <ol style="list-style-type: none"> 1. The system may prompt you for your PACER password as it hands you off to their payment section. 2. You may use the payment options you set up within PACER for this purpose. 	 <p>Note: We protect the security of your information during transmission using Secure Sockets Layer (SSL) software, which encrypts information you submit.</p>
<p>Click Next to continue to the Notice of Electronic Filing (NEF).</p>	
<p>Click Next to commit the transaction to CM/ECF and continue to the NEF.</p>	 <p>Note: For non-exempt attorneys, there will be a fee amount and receipt number in the docket entry text.</p>

Steps	Screens
<p>The Notice of Electronic Filing (NEF) displays.</p> <p>Your application has been submitted to the court.</p>	 <p>CM/ECF Civil Criminal Query Reports Utilities Search Help Log Out</p> <p>Application for Admission to Practice</p> <p>U.S. District Court SOUTHERN DISTRICT OF TEXAS</p> <p>Notice of Electronic Filing</p> <p>The following transaction was entered by Testtrustee, Bill on 2/16/2022 at 1:38 PM CST and filed on 2/16/2022</p> <p>Case Name: Applications for Admission to Practice Only applications for admission to practice in the Southern District of Texas should be docketed in this case.</p> <p>Case Number: 4:22-mc-90000</p> <p>Filer:</p> <p>Document Number: 129</p> <p>Docket Text: APPLICATION FOR ADMISSION to Practice for attorney Johnny Appleseed, johnny@appleseeds.tv, phone # 713-555-5000. (Fee Exempt), filed.</p>